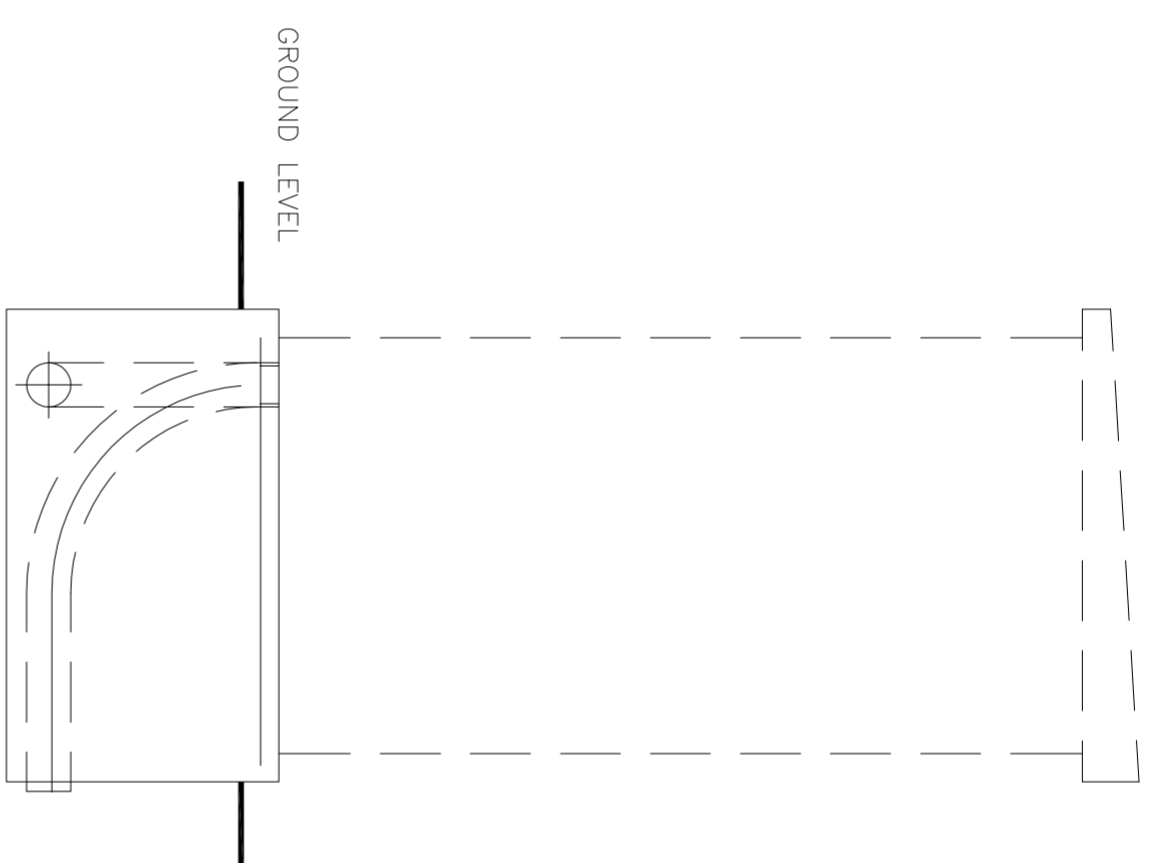
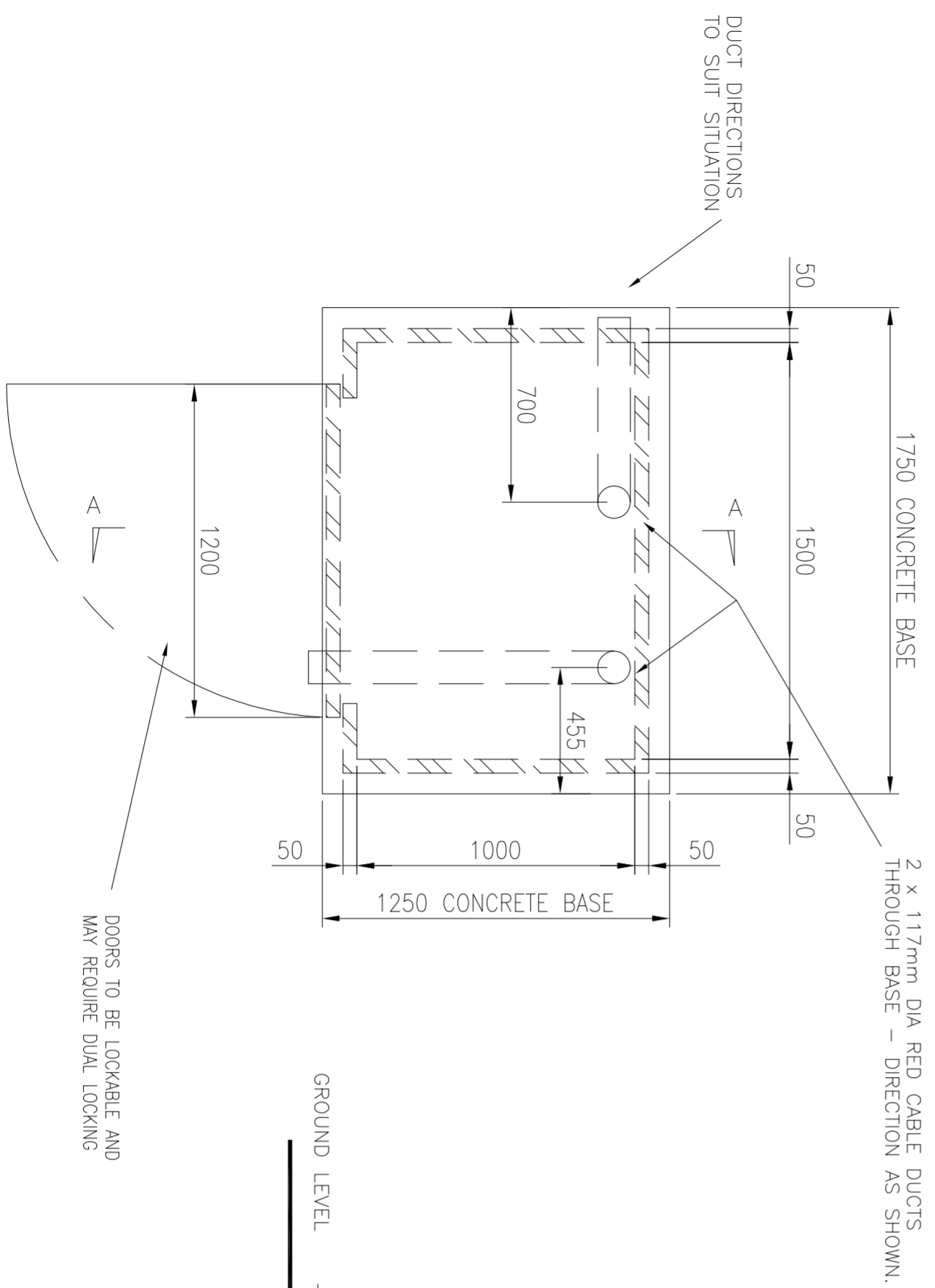


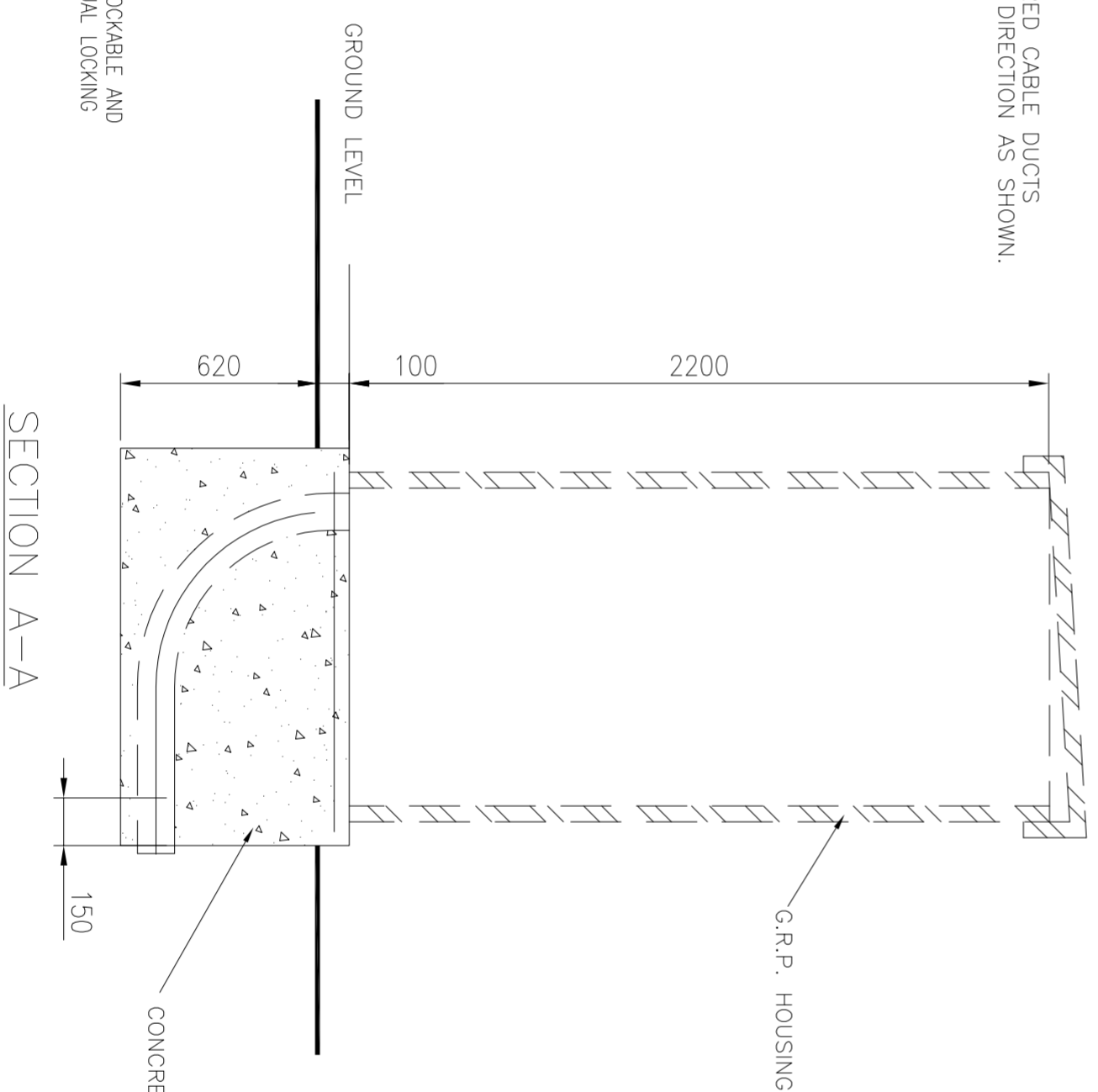
FRONT ELEVATION



SIDE ELEVATION



PLAN



SECTION A-A

GENERAL NOTES

1. DO NOT SCALE.
2. ALL DIMENSIONS ARE IN MILLIMETRES UNLESS NOTED OTHERWISE.
3. THIS DRAWING IS TO BE READ IN CONJUNCTION WITH ELECTRICITY NORTHWEST CODE OF PRACTICE ES352
4. ALL WORK TO BE CARRIED OUT IN ACCORDANCE WITH CURRENT BUILDING REGULATIONS AND RELEVANT BRITISH STANDARDS AND CODES OF PRACTICE.
5. CONCRETE TO BE STRENGTH CLASS C32/40 TO BS8500

SITE NOTES

1. CONTRACTOR TO OBTAIN UNDERGROUND CABLE & SERVICE RECORDS PRIOR TO COMMENCEMENT OF ANY WORKS.
2. THE CONTRACTOR MUST ASSUME THAT ANY EXISTING CABLES LOCATED WITHIN THE WORKS ARE LIVE AND LIASE WITH THE ELECTRICITY NORTH WEST ENGINEER FOR ADVICE.
3. SITE SPECIFIC RISK ASSESSMENT TO BE UNDERTAKEN PRIOR TO COMMENCEMENT OF ANY WORKS.
4. FOUNDATION DESIGN HAS BEEN BASED ON A SUITABLE BEARING PRESSURE FOR MOST GROUND CONDITIONS INCLUDING CLAYS. FORMATION LEVEL FOR FOUNDATIONS TO BE TAKEN DOWN TO GROUND THAT IS SUFFICIENTLY FIRM TO PROVIDE PHYSICAL SUPPORT TO THE STRUCTURE.
5. FOUNDATION FORMATION LEVELS TO BE INSPECTED AND APPROVED PRIOR TO FOUNDATION CONSTRUCTION.

Calderbrook northwest		FREDERICK ROAD, SALFORD M6 6QH TEL 0161 6041370		CIVIL DISTRIBUTION SUBSTATION CONSTRUCTION DETAILS FOR STANDARD G.R.P. HOUSING FOR O/D SERVICE CUBICLE (>60kVA)	
DRAWN	CK	SCALE	1:25	SITE NAME	-
APPROVED	WD	DATE	SEPT 2013	P.F.R. NO.	-
OLD DWG NO.	-	SHEET SIZE	A2	DWG NO.	900350-005
				DWG STATUS	APPROVAL
				REV	1